



FINCH COTTAGE COVID-19 GUIDELINES



Following social distancing guidelines

When you are in a common area or shared space, please maintain distance from anyone who's not part of your reservation at all times, as recommended by the relevant regulatory authorities, e.g. 6 feet (2m) and at least 3 feet (1m) in smaller areas, according to the UK guidelines.

If you become unwell during your stay with us, please contact NHS on 111 or call 999 if you need urgent assistance.

Wear a mask

Face coverings are required to be worn in any shops, including food shops and supermarkets, but are not required in hospitality settings, including restaurants with table service, bars and pubs.

Please know that if you wish to wear a mask during your stay with us that is absolutely fine, and please let us know if you require us to wear one during any interaction we may have with you.

Wash your hands regularly

Be sure to wash your hands often, especially if you're in contact with people outside your reservation and are touching surfaces and utensils in our shared space or a common area.

- Wash your hands properly with soap and water for at least 20 seconds
- If soap and water are not readily available, use a hand sanitiser that contains at least 60% alcohol by covering your hands with it and rubbing your hands together until they feel dry.
- We have provided hand sanitiser in each guest room for your personal use. Please leave this bottle in the room when vacating so we can clean and re-fill for our next guests to use.


What to do if you test positive for COVID-19 during or after your stay

If you have recently tested positive for COVID-19 or have started to feel any COVID-19 symptoms and have recently stayed in a listing or interacted with your host, you should inform the relevant local authorities as well as your doctor and the host you stayed with.

FINCH COTTAGE COVID-19 GUEST CHECKLIST

(Our commitment to you)

1. Increased cleaning and disinfecting



We have increased our cleaning and disinfecting frequency throughout the house, paying attention to high-touch items such as light switches, handles, etc.

2. Single-use products



We have introduced single-use bathroom products so please feel free to take them with you when vacating the room or bin them if used.

3. Sanitiser stations




We have installed alcohol-based hand sanitiser dispensers in all our rooms for your personal use. Please feel free to use them but be kind enough to leave them in the room when you check out so we can clean and refill them for our next guests to use.

4. Bedroom cleaning



We are deep cleaning after every stay, including use of disinfectant spray on all touch points and all bedding & towels are freshly laundered before each guests' arrival.

5. Food area safety



We kindly request that you sanitise your hands before touching any of the breakfast items or the tea & coffee making facilities. We have introduced single-use items such as sugar and coffee sachets as much as possible, to cut back on multi-person handling.

6. Team PPE



We are happy to wear face masks during your visit, if you wish us to do so - just ask!



INTRODUCTION

Wi-Fi Access

By using our Wi-Fi Service you automatically agree to the terms and conditions of use in force at the time.



WiFi Network: **COTTAGE WiFi**

WiFi Passcode: **D3cKArd2021**

Availability

Both of us can be reached next door in Stable Cottage. If we are not on the premises you should be able to reach us by phone on the following numbers:



Karen - **07837 025545**

Eddie - **07971 467223**

EMERGENCY CONTACT DETAILS

If you encounter an issue out of hours we can be reached on our landline telephone:



01980 348317

PLEASE NOTE: If it is an emergency, always consider whether it is a priority to call emergency services on **999** before contacting us.

Our address is: Finch Cottage, Wilsford Cum Lake, Salisbury SP4 7BX

what3words: electric.folk.coverings

If you have enjoyed your stay with us we would love it if you could leave us a review on TripAdvisor and AirBnB, to help grow our business. Thank you!

We are also on the following social media platforms:



@finch_cottage



@finchcottage

We would love to connect with you or, if you'd like to share your photos with us, just use the hashtag **#finchcottage**



Welcome to Finch Cottage!

We hope you enjoy your stay with us here in the Woodford Valley.

**You may notice there is still some work being done in the house.
Please excuse us whilst we continue to renovate certain areas of the property.**

Check-out time

We ask that you please vacate your room by 10.00am (10:00) on the morning of departure.

Smoking

Finch Cottage is a no-smoking establishment. The use of cigarettes, cigars, e-cigarettes and all other smoking devices is prohibited. Smoking in any of the rooms will result in a £100 cleaning fee. We thank you for your cooperation.

Bathroom Etiquette

Due to the location of the property we are not on the national sewage and drainage network and as such the property has it's own, dedicated septic tank which is shared between ourselves and our neighbours. We would kindly ask that you do not place anything down the toilets other than toilet paper as blockages can occur and can affect the filtration system of the tank. Sanitary bags have been supplied for towels or tampons and can be found in the bathroom cabinet. If you have other items such as nappies or wet wipes please use the waste bins provided.

Bathroom Towels

Similar to the bed linen, we replace towels and flannels every three days. If you require towels to be replaced more frequently, please let us know.

Bed Linen

All bed linen is replaced whenever we receive new guests however, in order to conserve water and drainage resources, we replace the bed linen once every three days for guests staying longer than just a couple of days. If you would like your bed linen replaced more frequently, please ask us to do so and we will happily accommodate you.

WELCOME (CONT.D)

Children's Cot, Highchair and Child's Bed

These are all available on request.

Ironing Board & Iron

These are available underneath the staircase on the ground floor.

Portable Heaters

The house is heated entirely by underfloor heating via an air-source heat pump, which delivers a well-balanced room temperature throughout the property. However, if you feel a little cold in your room, there are some portable heaters available for use underneath the staircase on the ground floor.

Underfloor Heating

The underfloor heating system has been set on a timer to create a balanced temperature for the whole house. Please do not tamper with or change the buttons. If you feel you do need to adjust the temperature there is a guide later on in this manual on how to adjust the controls.

Keys

You have access to the cottage and your room 24 hours a day throughout your stay using a set of keys given to you when you register on arrival. You have full responsibility of these keys for the duration of your stay. Lost keys will be charged at £30.00 per set.

Pets

Unfortunately we cannot accommodate pets at this point in time. Pets are not permitted in the cottage or on the adjoining land.

Parking

Parking is available on the driveway and spaces have been allocated outside Finch Cottage where indicated. If there are independent guests in each bedroom and they do not belong to your party, please be considerate of where you park and how you are parked so as not to inconvenience others. Thank you.



BREAKFAST

We currently offer a continental-style breakfast menu which is served in the dedicated area (the breakfast room) on a daily basis. If you have specific dietary requirements (gluten intolerance, nut allergy, etc.) please let us know and we will do our best to accommodate you.

SERVING TIMES

Mon – Fri: 7am – 9:30am

Sat – Sun: 7am – 10am

MENU

Our continental menu consists of the following:

Orange Juice

Coffee or Tea

A selection of pastries

A selection of cereals

Yoghurts and milk

Toast, butter and preserves



PLACES TO EAT

The Bridge Inn

Upper Woodford, Salisbury SP4 6NU (1.5 miles) - 01722 783203 - Good English Pub food in a beautiful setting with pub garden, next to the River Avon. Good-sized portions, reasonably priced. Food served 12pm – 2pm. 6pm – 9pm.

<https://www.bridgeinnuw.com>

Piazza

11-14 Abbey Square, Amesbury, Salisbury SP4 7ES (3 miles) - 01980 258082 - Italian pizzeria serves vegetarian options, tasty food, great value. Open 10am – 10pm.

<http://piazzaamesbury.co.uk>

La Lupa

Stonehenge Walk, Amesbury, Salisbury SP4 7DB - (3 miles) 01980 623151 - Italian Food, Good food, vegetarian options. Open 12pm – 2.15pm. 6pm – 10.15pm.

<https://www.lalupaamesbury.com>

Siam Smile Thai Kitchen

15 Church St, Amesbury, Salisbury SP4 7EU (3 miles - Inside the Antrobus Hotel) - Fabulous Thai restaurant, excellent service, vegetarian options. 6pm – 10pm Mon-Sat.

<http://antrobushotel.co.uk/restaurant/siam-smile-restaurant>

The Wheatsheaf

Lower Woodford, Salisbury, SP4 6NQ (3.1 miles) - 01722 782 203 - A Hall & Woodhouse pub. Great English pub food, excellent choice and great value. 11am – 11pm.

<https://www.wheatsheaflowerwoodford.co.uk>

A Date With Thyme

Unit 6, Stonehenge Walk, Amesbury SP4 7DB (3 miles) - 07468 885376 - A lovely, local tea room/coffee shop that serves breakfast and light lunches. All food (including delicious cakes) is cooked on the premises. 9am – 4pm.

The Haunch of Venison Pub

Malthouse Lane, Salisbury SP2 7TU (7.3 miles) Tel: 01722 434726



PLACES TO VISIT IN & NEAR SALISBURY

Stonehenge

English Heritage - Amesbury, Salisbury SP4 7DE (6.8 miles). Turn right out of the driveway, go through to Middle Woodford, turn right just after the church, up Church Bottom, then right onto A360 to Stonehenge, Drive straight over at the roundabout and continue towards a second roundabout. Take the third exit into the Stonehenge Visitors Centre.

You can purchase tickets for any date and timeslot up to three hours before you visit, and it's always cheaper to book in advance. If you don't book in advance you will need to buy your tickets on arrival at Stonehenge and you may need to wait for a slot but please note availability is limited; pre-booking is the only way to guarantee entry on the day.

Alternatively, Stonehenge is just a 2.5 mile walk from Finch Cottage. Please ask us for directions if you would like to walk instead!

Salisbury Cathedral

6 The Close, Salisbury SP1 2EJ (6.8 miles) 01722 555120. See the website for opening times.

<https://www.salisburycathedral.org.uk/visit/opening-times>

Mompesson House

Mompesson House is an 18th-century house also located in the Cathedral Close. The Grade I listed house has been in the ownership of the National Trust since 1952. The Close, Salisbury SP1 2EJ (6.8 miles) 01722 555120. See the National Trust website for opening times.

Tel: +44 1722 420980

Salisbury City Centre

The city is just 7 miles away with plenty of parking. Parking charges are applicable in all car parks except for Culver Street, which is free after 3pm. For further info please check:

<http://www.wiltshire.gov.uk/parking-salisbury>

National Trust & English Heritage

There are numerous National Trust and English Heritage sites in and around Wiltshire, you can find further information here:

<https://www.nationaltrust.org.uk>

PLACES TO VISIT NEAR SALISBURY (CONT.D)

Salisbury City Hall

Malthouse Lane, Salisbury SP2 7TU (7.3 miles) Tel: 01722 434726

City Hall host a variety of shows, from music to comedy to dance. Check their website out for a list of performances:

<http://www.cityhallsalisbury.co.uk/index.php?page=352>

Salisbury Playhouse

Malthouse Lane, Salisbury SP2 7TU (7.3 miles) Tel: 01722 320 333

Wiltshire Creative now run the playhouse and offer numerous productions, including pantomines, lectures and stage productions. Check their website out for a list of shows:

<https://www.wiltshirecreative.co.uk/whats-on/>

Salisbury Racecourse

Netherhampton, Salisbury, SP2 8PN (8.7 miles) - Tel: 01722 326461

Racing starts from the end of April this year. See website for list of upcoming events:

<https://www.salisburyracecourse.co.uk/fixture-list/>

Salisbury & South Wiltshire Museum

The King's House, 65 The Close, Salisbury, SP1 2EN (7.3 miles) - Tel: 01722 332151

Salisbury Museum is based in the King's House, a grade I listed building located opposite Salisbury Cathedral. We have a small but friendly staff, supported by over 100 volunteers. We offer a variety of services, including the opportunity to hire this unique location for corporate events and activities.

<https://www.salisburymuseum.org.uk>

Arundells

59 The Close, Salisbury, SP1 2EN (7.3 miles) - Tel: 01722 326546

Arundells is a Grade II listed house in Cathedral Close. Located on the West Walk of the Close, next to the 'Wardrobe', it was the home of Edward Heath, the former Prime Minister of the United Kingdom, from 1985 until his death in 2005.

<http://www.arundells.org>

The Rifles Berkshire & Wiltshire Museum

58 The Close, Salisbury, SP1 2EX (7.3 miles) - Tel: 01722 419419

The Museum holds the collection and archives relating to the Infantry Regiments of Berkshire and Wiltshire from 1748 to the current regiment, The Rifles.

<https://www.salisburymuseum.org.uk>

Old Sarum

Castle Road , Salisbury, Wiltshire, SP1 3SD

An English Heritage property. Unearth over 2,000 years of history and find out how the Romans, Normans and Saxons have all left their mark on this impressive landscape.

<https://www.english-heritage.org.uk/oldsarum>

PLACES TO VISIT NEAR SALISBURY (CONT.D)

St. Thomas' Church

Malthouse Lane, Salisbury SP2 7TU (7.3 miles) Tel: 01722 434726

City Hall host a variety of shows, from music to comedy to dance. Check their website out for a list of performances:

<http://www.cityhallsalisbury.co.uk/index.php?page=352>

Salisbury Guildhall

Malthouse Lane, Salisbury SP2 7TU (7.3 miles) Tel: 01722 434726

City Hall host a variety of shows, from music to comedy to dance. Check their website out for a list of performances:

<http://www.cityhallsalis>

Salisbury Marketplace

Malthouse Lane, Salisbury SP2 7TU (7.3 miles) Tel: 01722 434726

City Hall host a variety of shows, from music to comedy to dance. Check their website out for a list of performances:

<http://www.cityhallsalisbury.co.uk/index.php?page=352>
bury.co.uk/index.php?page=352

Wilton House (3.5 Miles from Salisbury)

Malthouse Lane, Salisbury SP2 7TU (7.3 miles) Tel: 01722 434726

City Hall host a variety of shows, from music to comedy to dance. Check their website out for a list of performances:

<http://www.cityhallsalisbury.co.uk/index.php?page=352>

Italianate Church (St. Mary & St. Nicholas')

Malthouse Lane, Salisbury SP2 7TU (7.3 miles) Tel: 01722 434726

City Hall host a variety of shows, from music to comedy to dance. Check their website out for a list of performances:

<http://www.cityhallsalisbury.co.uk/index.php?page=352>



THINGS TO DO

National Trust & English Heritage

There are numerous National Trust and English Heritage sites in and around Wiltshire, including Stourhead (28 miles) and Lacock Abbey (30 miles). You can find further information here: <https://www.nationaltrust.org.uk>

Walking

Whether it's a cold, wintry morning or a hot, summery afternoon, there are plenty of walking routes in and around the Stonehenge World Heritage Site and they have been enthusiastically recorded on a number of popular walking websites, but please ask us for advice if you'd like to venture on some local short walks.

John Harris has a website called 'Walking In Wiltshire' which has loads of walks available for free downloading and printing: www.walkinginengland.co.uk/wiltshire

Cycling

Some of the loveliest miles on the National Cycle Network Route 45, from Whitchurch to Chester, are those in the Woodford Valley. It forms the basis of an easy 16-mile circuit on bridleways from Old Sarum to Amesbury that takes in the natural beauty of the River Avon and ancient archaeology at Old Sarum and Stonehenge, not to mention the opportunity to lunch in a number of village pubs! Cross-country sections take in wonderful stretches of pleasant farmland and grassy slopes, splashed with colour during the spring and summer months.

PLEASE NOTE: The country lanes can become a little busy, especially in rush hour on weekdays and sometimes at the weekends.

Salisbury - Buffet Style!

There are an abundance of places to visit within the grounds of The Close in Salisbury. If you want to experience most of the history and exhibitions that Salisbury has to offer, all of the below are, literally, next door to each other. It's an ideal experience for those with only a half a day in the local area:

Mompesson House
Salisbury Cathedral
Bell Tower Tea Rooms
Salisbury Museum
The Rifles Berkshire & Wiltshire Museum
Arundells



TAXIS

Unfortunately, Salisbury and the surrounding area does not have the most economically-priced taxi services. The local firms apply a range of different tariffs subject to the time of day. Here is a guide to the costs for ordering a cab to the most common destinations:



From Wilsford Cum Lake to Salisbury Train Station is approximately £25 for a one-way trip, and vice-versa.



From Wilsford Cum Lake to Stonehenge for an early-morning tour is approximately £30-35 for a one-way trip. (Amesbury cab firms are usually about £5 cheaper than their Salisbury counterparts for the Stonehenge tours).

1st Choice

<https://1st-choice-cabs-amesbury.business.site>

01980 622111

AA Taxis

www.aa-taxis.com

01722 505011

Amesbury

<https://www.amesburytaxi.com>

01980 699333

All The Sevens

<https://www.allthesevens.co.uk>

01722 777777

Value Cars


<https://salisbury-valuecars.co.uk>

01722 505050





THERMOSTAT INSTRUCTIONS

Ideally we would prefer if you did not touch the thermostat for the underfloor heating but if you feel you need to reduce/increase the temperature in your room, the information on how to do that is below:




TURNING THE HEATING ON AND OFF

To turn the heating off, press  you will see  on the screen. This means the heating is off.

To turn the heating back on, press  and the  will disappear.

CHANGING TEMPERATURE

To make a temporary change to the temperature setting, press  buttons for the required temperature and then press **A** to accept.



SHOWER INSTRUCTIONS

Directions on how to operate the shower unit controls are below:

